



Knobs	Description	Overall Length	Width at Center	Projection	Hand Space	Foot Width	Foot Length	Inner Box	Price Code
382	T-knob	1-1/2"	3/4"	1-1/8"	3/4"	1/2"	1/2"	25	[B]

Pulls	Center-to-Center	Overall Length	Width at Center	Projection	Hand Space	Foot Width	Foot Length	Inner Box	Price Code
382-96	96 mm (3-3/4") CC	6-1/2"	3/4"	1-1/16"	7/8"	1/2"	1-1/2"	15	[E]
382-128	128 mm (5-1/16") CC	7-3/4"	3/4"	1-1/16"	7/8"	1/2"	1-1/2"	10	[F]
382-160	160 mm (6-5/16") CC	9"	3/4"	1-1/16"	7/8"	1/2"	1-1/2"	10	[F]

Display	Description
DBE1025-GRY	Cosgrove hardware on Designer Grey display board, 16" W x 11" H





REASSURING

The reassuring curves of Cosgrove's cabinet pull effortlessly flow into its squared, elongated feet, creating the perfect blend of traditional and contemporary. Offering a coordinating T-knob and extended pull lengths, this collection can complement any style of cabinet.





Knobs	Description	Overall Length/ Diameter	Width at Center	Projection	Hand Space	Foot Width	Foot Length	Inner Box	Price Code
Z118	round knob	1-1/4"	1-1/4"	1-1/16"	11/16"	11/16"	11/16"	25	[A]

Pulls	Center-to-Center	Overall Length	Width at Center	Projection	Hand Space	Foot Width	Foot Length	Inner Box	Price Code
Z118-3	3" CC	3-7/16"	1/2"	1-1/8"	13/16"	5/16"	5/16"	20	[B]
Z118-96	96 mm (3-3/4") CC	4-1/16"	9/16"	1-1/4"	15/16"	3/8"	5/16"	20	[B]

Finishes





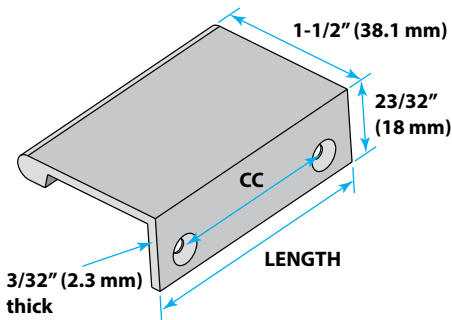
Knobs	Description	Overall Length	Width at Center	Projection	Hand Space	Foot Width	Foot Length	Inner Box	Price Code
423	faceted knob	1-3/16"	1-3/16"	1"	1/2"	13/16"	13/16"	30	[C]
424	geometric knob	1-3/16"	1-3/16"	1-1/16"	3/4"	3/4"	3/4"	25	[C]

Pulls	Center-to-Center	Overall Length	Width at Center	Projection	Hand Space	Foot Width	Foot Length	Inner Box	Price Code
423-3	3" CC	4"	7/16"	13/16"	5/8"	7/16"	11/16"	25	[C]
423-96	96 mm (3-3/4") CC	4-3/4"	7/16"	13/16"	5/8"	3/8"	11/16"	20	[D]

Display	Description
DBE1022-GRY	Drake hardware on Designer Grey display board, 16"W x 11"H

Finishes






Pulls	Center-to-Center	Overall Length	Width at Center	Projection	Hand Space	Foot Width	Foot Length	Inner Box	Price Code
A500-125*	16 mm (5/8") CC tab pull	1-1/4"	11/16"	1-1/2"	-	23/32"	1-1/4"	50	[B]
A500-3*	60 mm (2-3/8") CC tab pull	3"	11/16"	1-1/2"	-	23/32"	3"	25	[D]
A500-4*	76 mm (3") CC tab pull	4"	11/16"	1-1/2"	-	23/32"	4"	25	[D]
A500-6*	127 mm (5") CC tab pull	6"	11/16"	1-1/2"	-	23/32"	6"	20	[E]
A500-8*	90 mm (3-9/16") CC tab pull (3 holes)	8"	11/16"	1-1/2"	-	23/32"	8"	20	[F]
A500-10*	114 mm (4-1/2") CC tab pull (3 holes)	10"	11/16"	1-1/2"	-	23/32"	10"	10	[G]
A500-12*	90 mm (3-9/16") CC tab pull (4 holes)	12"	11/16"	1-1/2"	-	23/32"	12"	10	[H]

*Wood screws included with all tab pulls

Display	Description
DBE1029-GRY	Edgefield hardware on Designer Grey display board, 16"W x 11"H

Finishes





Shown in Matte Black

SLIM


Instantly upgrade your kitchen with this slim and sleek collection of tab pulls from Elements. Edgefield features a thin design that is the ideal choice for your contemporary home.



Knobs	Description	Overall Length/		Projection	Hand Space	Foot Width	Foot Length	Inner Box	Price Code
		Diameter	Width at Center						
2980	round knob	1-1/4"	1-1/4"	1-1/8"	5/8"	1"	1"	20	[C]

Pulls	Center-to-Center	Overall Length	Width at Center	Projection	Hand Space	Foot Width	Foot Length	Inner Box	Price Code

Display	Description
DBE1012-GRY	Florence hardware on Designer Grey display board, 16"W x 11"H






Knobs	Description	Overall Length/		Projection	Hand Space	Foot Width	Foot Length	Inner Box	Price Code
		Diameter	Width at Center						
3940	ringed dome knob	1-3/16"	1-3/16"	15/16"	5/8"	11/16"	11/16"	50	[A]
3950	mushroom knob	1-3/16"	1-3/16"	13/16"	7/16"	11/16"	11/16"	50	[A]
3960	button knob	1-1/4"	1-1/4"	1-1/16"	13/16"	3/4"	3/4"	25	[A]
3970	ringed flat knob	1-1/4"	1-1/4"	1-1/16"	3/4"	3/4"	3/4"	25	[A]

Pulls	Center-to-Center	Overall Length	Width at Center	Projection	Hand Space	Foot Width	Foot Length	Inner Box	Price Code
3108	3" CC pull	5-5/16"	11/16"	7/8"	5/8"	11/16"	1-1/4"	25	[B]
3208	3" CC pull	4-1/4"	5/16"	7/8"	5/8"	13/16"	7/8"	25	[A]
3308	3" CC pull	4-1/2"	7/16"	15/16"	9/16"	7/8"	7/8"	25	[B]

Finishes



*Matte Black finish only available in:
3960 knob
3970 knob
3108 pull



Knobs	Description	Overall Length/ Diameter	Width at Center	Projection	Hand Space	Foot Width	Foot Length	Inner Box	Price Code
105	round knob	1-1/4"	1-1/4"	1"	11/16"	7/16"	7/16"	10	[C]

Pulls	Center-to-Center	Overall Length	Width at Center	Projection	Hand Space	Foot Width	Foot Length	Inner Box	Price Code
105-96	96 mm (3-3/4") CC	4-1/4"	7/16"	1-1/8"	7/8"	7/16"	7/16"	10	[D]
105-128	128 mm (5-1/16") CC	5-1/2"	7/16"	1-1/8"	7/8"	7/16"	7/16"	10	[D]
105-160	160 mm (6-5/16") CC	6-3/4"	7/16"	1-1/8"	7/8"	7/16"	7/16"	10	[E]
105-192	192 mm (7-9/16") CC	8"	7/16"	1-1/8"	7/8"	7/16"	7/16"	10	[F]

Display	Description
DBE1046-GRY	Gibson hardware on Designer Grey display board, 16"W x 11"H





Shown in Brushed Pewter

HARMONIC


Gibson, with its clean, casual lines, brings an effortless, harmonic vibe to your contemporary or transitional space. A coordinating smooth and simplistic 1-1/4" diameter cabinet knob pairs melodiously with its cabinet pull. The standard pull features soft outer curves and straight lines that flow into cylindrical feet producing an easy-going feel. This closed-end bar pull collection is a crowd-pleaser.



Knobs	Description	Overall Length	Width at Center	Projection	Hand Space	Foot Width	Foot Length	Inner Box	Price Code
525	square knob	1-1/8"	1-1/16"	15/16"	9/16"	1/4"	1/4"	50	[C]

Pulls	Center-to-Center	Overall Length	Width at Center	Projection	Hand Space	Foot Width	Foot Length	Inner Box	Price Code
525-96	96 mm (3-3/4") CC	4-15/16"	1/4"	15/16"	13/16"	15/16"	13/16"	25	[D]

Display	Description
DBE1013-GRY	Glendale hardware on Designer Grey display board, 16"W x 11"H





Knobs	Description	Overall Length	Width at Center	Projection	Hand Space	Foot Width	Foot Length	Inner Box	Price Code
525	square knob	1-1/8"	1-1/16"	15/16"	9/16"	1/4"	1/4"	50	[C]

Pulls	Center-to-Center	Overall Length	Width at Center	Projection	Hand Space	Foot Width	Foot Length	Inner Box	Price Code
937-3	3" CC	4-7/8"	3/8"	15/16"	3/4"	9/16"	1-1/8"	20	[B]
937-96	96 mm (3-3/4") CC	5-11/16"	3/8"	15/16"	3/4"	9/16"	1-1/16"	20	[D]

Display	Description
DBE1034-GRY	Hammond hardware on Designer Grey display board, 16"W x 11"H

Finishes



BNBDL Brushed Pewter **DBAC** Brushed Oil Rubbed Bronze **MB** Matte Black **PC** Polished Chrome **SN** Satin Nickel



Knobs	Description	Overall Length	Width at Center	Projection	Hand Space	Foot Width	Foot Length	Inner Box	Price Code
449	square knob	1"	1"	1"	3/4"	1/2"	1/2"	25	[C]

Pulls	Center-to-Center	Overall Length	Width at Center	Projection	Hand Space	Foot Width	Foot Length	Inner Box	Price Code
449-3	3" CC	4"	5/8"	1-1/8"	7/8"	1/2"	1/2"	15	[D]
449-96	96 mm (3-3/4") CC	4-3/4"	5/8"	1-1/8"	7/8"	1/2"	1/2"	15	[D]
449-128	128 mm (5-1/16") CC	6"	5/8"	1-1/8"	7/8"	1/2"	1/2"	10	[E]
449-160	160 mm (6-5/16") CC	7-1/4"	5/8"	1-1/8"	7/8"	1/2"	1/2"	10	[F]

Display	Description
DBE1036-GRY	Hadly hardware on Designer Grey display board, 16"W x 11"H

 D833,249
D833,252

Finishes





Shown in Matte Black

FUN

Hadly has quickly flourished into a crowd favorite with its fun and lively square silhouette. The clean lines softened curves and strikingly sculpted flared feet of this knob and pull combination blend seamlessly with contemporary or transitional spaces with its variety of lengths and finishes.

Design Idea

Black and gold accents add so much personality to a predominantly white space. Don't be afraid to pair matte black hardware with gold accents to add pizzazz to any kitchen or bath.



Knobs	Description	Overall Length/		Projection	Hand Space	Foot Width	Foot Length	Inner Box	Price Code
		Diameter	Width at Center						
3970	round knob	1-1/4"	1-1/4"	1-1/16"	3/4"	3/4"	3/4"	25	[A]

Pulls	Center-to-Center	Overall Length	Width at Center	Projection	Hand Space	Foot Width	Foot Length	Inner Box	Price Code
254-96	96 mm (3-3/4") CC	5-3/4"	1/4"	15/16"	11/16"	11/16"	1-1/8"	20	[D]

Display	Description
DBE1032-GRY	Kenner hardware on Designer Grey display board, 16" W x 11" H





Knobs	Description	Overall Length/			Hand Space	Foot Width	Foot Length	Inner Box	Price Code
		Diameter	Width at Center	Projection					
202	ringed knob	1-1/4"	1-1/4"	1"	5/8"	3/8"	3/8"	50	[A]
875	ringed button knob	1-5/16"	1-5/16"	11/16"	9/16"	5/16"	5/16"	100	[A]
878	button knob	1-3/16"	1-3/16"	1"	5/8"	11/16"	11/16"	50	[B]
WK150	dome knob	1-1/4"	1-1/4"	7/8"	9/16"	1/4"	1/4"	100	[A]

Pulls	Center-to-Center	Overall Length	Width at Center	Projection	Hand Space	Foot Width	Foot Length	Inner Box	Price Code
1018	3" CC	4-7/16"	7/16"	1"	11/16"	5/16"	5/16"	25	[A]
3208	3" CC	4-1/4"	5/16"	7/8"	5/8"	13/16"	7/8"	25	[A]
4655	128 mm (5-1/16") CC	6-1/4"	3/16"	1-1/4"	1-1/16"	7/16"	13/16"	25	[D]
CH3503 [‡]	3-1/2" CC	4-13/16"	2-3/16"	3/4"	3/16"	1-5/16"	1-5/16"	25	[D]
WP150 [‡]	3" CC	4-5/16"	2-15/16"	7/8"	7/8"	2-5/16"	4-5/16"	25	[D]
WB150*	4-11/16" CC backplate for knob	6-1/16"	7/8"	1/8"	-	1"	6-1/16"	50	[B]

[‡]This pull has posts that needs an easy extra step to achieve a flush mount. Once you have drilled your hole with a 3/16" bit, use a 1/4" bit to expand the hole on the face of the door/drawer front to seat the post of the pull.

*Two attachment nails included with WB150 backplate

AB	Brushed Antique Brass
AE	Antique Brass



Pulls	Center-to-Center	Overall Length	Width at Center	Projection	Hand Space	Foot Width	Foot Length	Inner Box	Price Code
645-96	96 mm (3-3/4") CC	4-1/4"	1/2"	1-3/8"	1"	5/16"	15/16"	10	[E]
645-128	128 mm (5-1/16") CC	5-9/16"	1/2"	1-3/8"	1"	5/16"	15/16"	10	[F]
645-160	160 mm (6-5/16")	6-13/16"	1/2"	1-3/8"	1"	5/16"	15/16"	10	[F]
645-192	192 mm (7-9/16")	8-1/16"	1/2"	1-3/8"	1"	5/16"	15/16"	10	[G]
645-224	224 mm (8-13/16")	9-5/16"	1/2"	1-3/8"	1"	5/16"	15/16"	10	[G]
645-320	320 mm (12-5/8") CC	13-1/16"	1/2"	1-3/8"	1"	5/16"	15/16"	10	[H]

Display	Description
DBE1044-GRY	Knox hardware on Designer Grey display board, 16"W x 11"H

Finishes



MB
Matte Black



PC
Polished Chrome



SN
Satin Nickel



Shown in Matte Black

SUBTLE

A subtle reflection of a warded lock key, Knox pairs leading lines and intentional curves for a simple yet distinctive look. This closed-ended bar pull series offers a generous 1" hand clearance for an aesthetically pleasing option for aging in place and ADA projects.

Design Idea

When choosing hardware, think about how often the drawers or doors are used, as well as who the user is. Longer pulls and pulls with a larger hand clearance are easier to grab, especially for users with limited hand mobility.



Knobs	Description	Overall Length/		Projection	Hand Space	Foot Width	Foot Length	Inner Box	Price Code
		Diameter	Width at Center						
Z115	round knob	1-1/4"	1-1/4"	1-1/8"	3/4"	3/4"	3/4"	25	[B]
Z115L	oval knob	1-3/8"	13/16"	1-1/8"	11/16"	9/16"	9/16"	25	[B]

Pulls	Center-to-Center	Overall Length		Projection	Hand Space	Foot Width	Foot Length	Inner Box	Price Code
		Width at Center	Projection						
Z115-96	96 mm (3-3/4") CC	4-5/16"	5/8"	1-1/8"	15/16"	5/16"	7/16"	20	[C]
Z115-128	128 mm (5-1/16") CC	5-1/2"	11/16"	1-1/8"	15/16"	3/8"	7/16"	15	[G]

Display	Description
DBE1020-GRY	Lindos hardware on Designer Grey display board, 16"W x 11"H

Finishes





Knobs	Description	Overall Length/ Diameter	Width at Center	Projection	Hand Space	Foot Width	Foot Length	Inner Box	Price Code
3910	round knob	1-3/16"	1-3/16"	1-1/8"	5/8"	11/16"	11/16"	30	[B]

Pulls	Center-to-Center	Overall Length	Width at Center	Projection	Hand Space	Foot Width	Foot Length	Inner Box	Price Code
Z259-3	3" CC	3-3/8"	3/8"	1-1/8"	3/4"	3/8"	3/8"	50	[B]

Display Description
DBE1040-GRY Madison hardware on Designer Grey display board, 16"W x 11"H

Finishes





Knobs	Description	Overall Length	Width at Center	Projection	Hand Space	Foot Width	Foot Length	Inner Box	Price Code
897	small oval knob	1-1/8"	3/4"	1-1/4"	7/8"	9/16"	9/16"	20	[B]
897L	large oval knob	1-1/4"	13/16"	1-1/4"	7/8"	5/8"	5/8"	20	[B]

Pulls	Center-to-Center	Overall Length	Width at Center	Projection	Hand Space	Foot Width	Foot Length	Inner Box	Price Code
897-3	3" CC	5-1/8"	1/2"	1"	3/4"	9/16"	1-3/16"	20	[B]

Display	Description
DBE1033-GRY	Merryville hardware on Designer Grey display board, 16"W x 11"H

Finishes






Knobs	Description	Overall Length	Width at Center	Projection	Hand Space	Foot Width	Foot Length	Inner Box	Price Code
183	square knob	1"	1"	1-1/8"	13/16"	3/8"	1/2"	25	[C]

Pulls	Center-to-Center	Overall Length	Width at Center	Projection	Hand Space	Foot Width	Foot Length	Inner Box	Price Code
183-3	3" CC	3-3/4"	3/4"	1-1/8"	7/8"	5/16"	1/2"	15	[D]
183-96	96 mm (3-3/4") CC	4-1/2"	3/4"	1-1/8"	7/8"	5/16"	1/2"	15	[D]

Display	Description
DBE1038-GRY	Park hardware on Designer Grey display board, 16"W x 11"H

Finishes



Shown in Brushed Oil Rubbed Bronze

 D833,250
PATENT D833,253



Everlasting

This cylindrical and classic bar pull from Naples is an everlasting design, perfect for a variety of cabinet styles. Use this straight-line bar pull collection from Elements to seamlessly update cabinets and furniture, bringing a modern look to your room. Available in solid steel as well as hollow stainless steel, in a variety of lengths and finishes.



Shown in Matte Black

Naples

Knobs & Pulls

Design Idea

Coordinate knobs and pulls with other elements in the kitchen like faucets, door hardware, and lighting to create a cohesive look.

Shown in Brushed Gold





Knobs	Description	Overall Length	Width at Center	Projection	Hand Space	Foot Width	Foot Length	Inner Box	Price Code
40	T-knob	1-9/16"	1/2"	1-3/8"	7/8"	3/8"	3/8"	30	[B]
Pulls	Center-to-Center	Overall Length	Width at Center	Projection	Hand Space	Foot Width	Foot Length	Inner Box	Price Code
136	3" CC	5-3/8"	1/2"	1-3/8"	7/8"	3/8"	3/8"	10	[C]
156	96 mm (3-3/4") CC	6-1/8"	1/2"	1-3/8"	7/8"	3/8"	3/8"	10	[D]
176	128 mm (5-1/16") CC	6-15/16"	1/2"	1-3/8"	7/8"	3/8"	3/8"	10	[D]
206	128 mm (5-1/16") CC	8-1/8"	1/2"	1-3/8"	7/8"	3/8"	3/8"	10	[E]
220	160 mm (6-5/16") CC	8-11/16"	1/2"	1-3/8"	7/8"	3/8"	3/8"	10	[E]
272	192 mm (7-9/16") CC	10-11/16"	1/2"	1-3/8"	7/8"	3/8"	3/8"	10	[E]
304	224 mm (8-13/16") CC	11-15/16"	1/2"	1-3/8"	7/8"	3/8"	3/8"	10	[F]
336	256 mm (10-1/16") CC	13-1/4"	1/2"	1-3/8"	7/8"	3/8"	3/8"	10	[F]
368	288 mm (11-5/16") CC	14-1/2"	1/2"	1-3/8"	7/8"	3/8"	3/8"	10	[F]
399	319 mm (12-9/16") CC	15-11/16"	1/2"	1-3/8"	7/8"	3/8"	3/8"	10	[G]
496	416 mm (16-3/8") CC	19-1/2"	1/2"	1-3/8"	7/8"	3/8"	3/8"	10	[G]
560*	480 mm (18-7/8") CC	22-1/16"	1/2"	1-3/8"	7/8"	3/8"	3/8"	10	[H]
624*	544 mm (21-7/16") CC	24-9/16"	1/2"	1-3/8"	7/8"	3/8"	3/8"	10	[H]
720*	640 mm (25-3/16") CC	28-3/8"	1/2"	1-3/8"	7/8"	3/8"	3/8"	10	[J]
763*	673 mm (26-1/2") CC	30-1/16"	1/2"	1-3/8"	7/8"	3/8"	3/8"	10	[J]

*Available only in Polished Chrome and Satin Nickel

Display	Description	Finishes					
DBE1014-GRY	Naples hardware on Designer Grey display board, 16" W x 11" H						
		BG Brushed Gold (up to 416 mm CC)	DBB NEW Dark Brushed Bronze (up to 416 mm CC)	MB Matte Black (up to 416 mm CC)	PC Polished Chrome (all lengths)	SBZ Satin Bronze (up to 416 mm CC)	SN Satin Nickel (all lengths)

Hollow Stainless Steel Bar Pulls



Knobs	Description	Overall Length	Width at Center	Projection	Hand Space	Foot Width	Foot Length	Inner Box	Price Code
39	T-knob	1-9/16"	1/2"	1-3/8"	7/8"	3/8"	3/8"	40	[A]
Pulls	Center-to-Center	Overall Length	Width at Center	Projection	Hand Space	Foot Width	Foot Length	Inner Box	Price Code
154	96 mm (3-3/4") CC	6-1/16"	1/2"	1-3/8"	7/8"	3/8"	3/8"	20	[C]
174	128 mm (5-1/16") CC	6-7/8"	1/2"	1-3/8"	7/8"	3/8"	3/8"	20	[D]
204	128 mm (5-1/16") CC	8-1/16"	1/2"	1-3/8"	7/8"	3/8"	3/8"	20	[E]
270	192 mm (7-9/16") CC	10-5/8"	1/2"	1-3/8"	7/8"	3/8"	3/8"	20	[E]
302	224 mm (8-13/16") CC	11-7/8"	1/2"	1-3/8"	7/8"	3/8"	3/8"	20	[E]
334	256 mm (10-1/16") CC	13-1/8"	1/2"	1-3/8"	7/8"	3/8"	3/8"	20	[F]
366	288 mm (11-5/16") CC	14-7/16"	1/2"	1-3/8"	7/8"	3/8"	3/8"	10	[F]
397	319 mm (12-9/16") CC	15-5/8"	1/2"	1-3/8"	7/8"	3/8"	3/8"	10	[F]
494	416 mm (16-3/8") CC	19-7/16"	1/2"	1-3/8"	7/8"	3/8"	3/8"	10	[G]
558	480 mm (18-7/8") CC	21-15/16"	1/2"	1-3/8"	7/8"	3/8"	3/8"	10	[G]
622	544 mm (21-7/16") CC	24-1/2"	1/2"	1-3/8"	7/8"	3/8"	3/8"	10	[H]
719	640 mm (25-3/16") CC	28-5/16"	1/2"	1-3/8"	7/8"	3/8"	3/8"	10	[H]
761	673 mm (26-1/2") CC	29-15/16"	1/2"	1-3/8"	7/8"	3/8"	3/8"	10	[H]

Display	Description
DBE1014-GRY	Naples hardware on Designer Grey display board, 16" W x 11" H

Finishes



SS
Stainless Steel







SSMB
Matte Black Stainless Steel



Knobs	Description	Overall Length/ Diameter	Width at Center	Projection	Hand Space	Foot Width	Foot Length	Inner Box	Price Code
511	round knob	1-1/4"	1-1/4"	1-1/8"	7/8"	3/8"	3/8"	25	[B]

Pulls	Center-to-Center	Overall Length	Width at Center	Projection	Hand Space	Foot Width	Foot Length	Inner Box	Price Code
511-3	3" CC	4-1/16"	5/8"	1-1/8"	1"	5/8"	11/16"	15	[D]
511-96	96 mm (3-3/4") CC	4-7/8"	5/8"	1-1/8"	1"	5/8"	1"	15	[D]

Display	Description
DBE1037-GRY	Seaver hardware on Designer Grey display board, 16"W x 11"H

Finishes			
			
BNBDL Brushed Pewter	DBAC Brushed Oil Rubbed Bronze	PC Polished Chrome	SN Satin Nickel





Knobs	Description	Overall Length/		Projection	Hand Space	Foot Width	Foot Length	Inner Box	Price Code
		Diameter	Width at Center						
26	round knob	1"	1"	15/16"	7/16"	3/8"	3/8"	30	[B]

Pulls	Center-to-Center	Overall Length	Width at Center	Projection	Hand Space	Foot Width	Foot Length	Inner Box	Price Code
475	96 mm (3-3/4") CC	4-3/4"	3/8"	1-1/4"	11/16"	5/16"	5/16"	10	[E]
600	128 mm (5-1/16") CC	6"	3/8"	1-1/4"	11/16"	5/16"	5/16"	10	[F]

Display	Description
DBE1017-GRY	Sedona hardware on Designer Grey display board, 16"W x 11"H

Finishes



MB
Matte Black



SBZ
Satin Bronze



SN
Satin Nickel



Shown in Satin Bronze



Knobs	Description	Overall Length/ Diameter	Width at Center	Projection	Hand Space	Foot Width	Foot Length	Inner Box	Price Code
3915	round knob	1"	1"	15/16"	3/4"	11/16"	11/16"	50	[A]

Pulls	Center-to-Center	Overall Length	Width at Center	Projection	Hand Space	Foot Width	Foot Length	Inner Box	Price Code
984-3	3" CC	3-5/16"	7/16"	7/8"	3/4"	5/16"	5/16"	30	[C]
984-96	96 mm (3-3/4") CC	4-1/8"	7/16"	7/8"	3/4"	5/16"	5/16"	25	[C]
984-128	128 mm (5-1/16") CC	5-5/16"	7/16"	7/8"	3/4"	5/16"	5/16"	25	[D]
984-160	160 mm (6-5/16") CC	6-11/16"	1/2"	7/8"	3/4"	5/16"	5/16"	15	[D]
984-192	192 mm (7-9/16") CC	7-7/8"	1/2"	7/8"	3/4"	5/16"	5/16"	15	[E]

Display **Description**
DBE1028-GRY Slade hardware on Designer Grey display board, 16" W x 11" H

Finishes






Pulls	Center-to-Center	Overall Length	Width at Center	Projection	Hand Space	Foot Width	Foot Length	Inner Box	Price Code
8004	96 mm (3-3/4") CC	4-15/16"	3/8"	1-1/16"	15/16"	3/8"	3/4"	30	[C]
81065	128 mm (5-1/16") CC	6-1/8"	3/8"	1-1/8"	1"	7/16"	11/16"	25	[D]
80814	96 mm (3-3/4") CC	5"	7/16"	7/8"	3/4"	1/2"	13/16"	30	[B]
80815	128 mm (5-1/16") CC	6-5/16"	1/2"	1-1/8"	15/16"	9/16"	7/8"	25	[D]

Display	Description
DBE1008-GRY	Somerset hardware on Designer Grey display board, 16"W x 11"H

Finishes






Pulls	Center-to-Center	Overall Length	Width at Center	Projection	Hand Space	Foot Width	Foot Length	Inner Box	Price Code
625-3	3" CC	3-3/8"	3/8"	1-1/8"	3/4"	3/8"	3/8"	20	[D]
625-96	96 mm (3-3/4") CC	4-1/8"	3/8"	1-1/8"	3/4"	3/8"	3/8"	25	[E]
625-128	128 mm (5-1/16") CC	5-3/8"	3/8"	1-1/8"	3/4"	3/8"	3/8"	20	[E]
625-160	160 mm (6-5/16") CC	6-5/8"	3/8"	1-1/8"	3/4"	3/8"	3/8"	10	[F]
625-192	192 mm (7-9/16") CC	7-15/16"	3/8"	1-1/8"	3/4"	3/8"	3/8"	10	[F]
625-224	224 mm (8-13/16") CC	9-3/16"	3/8"	1-1/8"	3/4"	3/8"	3/8"	10	[G]
625-320	320 mm (12-5/8") CC	12-15/16"	3/8"	1-1/8"	3/4"	3/8"	3/8"	10	[H]
625-448	448 mm (17-5/8") CC	18"	3/8"	1-1/8"	3/4"	3/8"	3/8"	10	[J]

Display Description

DBE1021-GRY Stanton hardware on Designer Grey display board, 16" W x 11" H

Finishes



BG
Brushed Gold

MB
Matte Black

MS
Matte Silver

PC
Polished Chrome

SBZ
Satin Bronze

SN
Satin Nickel



Shown in Matte Black

CONFIDENT

Sleek, clean and confident, Stanton is a perfect alternative to the traditional rounded bar pull look. With extended lengths and six finishes to choose from, this pull series flawlessly suits all cabinet styles.



Pulls	Center-to-Center	Overall Length	Width at Center	Projection	Hand Space	Foot Width	Foot Length	Inner Box	Price Code
771-3	3" CC	4-1/2"	5/8"	15/16"	3/4"	5/8"	13/16"	20	[D]
771-96	96 mm (3-3/4") CC	5-3/16"	5/8"	15/16"	13/16"	5/8"	1-1/8"	20	[D]
771-128	128 mm (5-1/16") CC	6-5/16"	5/8"	1"	7/8"	5/8"	1-1/8"	20	[E]
771-160	160 mm (6-5/16") CC	7-11/16"	5/8"	1-1/16"	15/16"	5/8"	1-3/16"	20	[F]

Display	Description
DBE1027-GRY	Strickland hardware on Designer Grey display board, 16"W x 11"H

Finishes			
BNBDL Brushed Pewter	DBAC Brushed Oil Rubbed Bronze	PC Polished Chrome	SN Satin Nickel



Shown in Satin Nickel



Knobs	Description	Overall Length/		Projection	Hand Space	Foot Width	Foot Length	Inner Box	Price Code
		Diameter	Width at Center						
575	round knob	1-3/16"	1-3/16"	7/8"	3/4"	3/4"	3/4"	30	[B]

Pulls	Center-to-Center	Overall Length	Width at Center	Projection	Hand Space	Foot Width	Foot Length	Inner Box	Price Code

Display	Description
DBE1019-GRY	Syracuse hardware on Designer Grey display board, 16" W x 11" H

Finishes





Knobs	Description	Overall Length	Width at Center	Projection	Hand Space	Foot Width	Foot Length	Inner Box	Price Code
859T	T-knob	1-7/16"	7/16"	1-1/16"	13/16"	5/16"	7/16"	25	[B]

Pulls	Center-to-Center	Overall Length	Width at Center	Projection	Hand Space	Foot Width	Foot Length	Inner Box	Price Code
859-3	3" CC	5-5/16"	7/16"	1-1/16"	7/8"	5/16"	7/16"	25	[C]
859-96	96 mm (3-3/4") CC	6-1/8"	7/16"	1-1/8"	7/8"	5/16"	7/16"	25	[C]
859-128	128 mm (5-1/16") CC	7-1/2"	7/16"	1-1/8"	15/16"	5/16"	7/16"	25	[D]
859-160	160 mm (6-5/16") CC	8-9/16"	7/16"	1-3/16"	1"	5/16"	7/16"	25	[E]

Display	Description
DBE1045-GRY	Thatcher hardware on Designer Grey display board, 16"W x 11"H

Finishes





Shown in Brushed Gold

CASUAL

A slightly round strap sitting atop the rounded feet of Thatcher creates a casual, easy-going vibe. A matching T-knob combined with extended lengths and top trending finishes make this collection the perfect match for any style of cabinets.

Design Idea

For kitchens with two-tone cabinets, using the same hardware throughout is a reliable choice that ties everything together flawlessly.



Aluminum Pulls

Aluminum Pulls	Center-to-Center	Overall Length	Width at Center	Projection	Hand Space	Foot Width	Foot Length	Inner Box	Price Code
A271-3AL	3" CC	3-5/16"	5/16"	1-1/4"	15/16"	5/16"	5/16"	30	[A]
A271-3.5AL	3-1/2" CC	3-13/16"	5/16"	1-1/4"	15/16"	5/16"	5/16"	30	[A]
A271-96AL	96 mm (3-3/4") CC	4-1/16"	5/16"	1-1/4"	15/16"	5/16"	5/16"	30	[A]
A271-4AL	4" CC	4-5/16"	5/16"	1-1/4"	15/16"	5/16"	5/16"	30	[A]


Stainless Steel Pulls

Stainless Steel Pulls	Center-to-Center	Overall Length	Width at Center	Projection	Hand Space	Foot Width	Foot Length	Inner Box	Price Code
K271-3SS	3" CC	3-5/16"	5/16"	1-1/4"	15/16"	5/16"	5/16"	30	[D]
K271-3.5-SS	3-1/2" CC	3-13/16"	5/16"	1-1/4"	15/16"	5/16"	5/16"	30	[C]
K271-96-SS	96 mm (3-3/4") CC	4-1/16"	5/16"	1-1/4"	15/16"	5/16"	5/16"	30	[C]
K271-4SS	4" CC	4-5/16"	5/16"	1-1/4"	15/16"	5/16"	5/16"	30	[D]

Steel Pulls

Steel Pulls	Center-to-Center	Overall Length	Width at Center	Projection	Hand Space	Foot Width	Foot Length	Inner Box	Price Code
S271-3	3" CC	3-5/16"	5/16"	1-1/4"	15/16"	5/16"	5/16"	30	[A]
S271-3.5	3-1/2" CC	3-13/16"	5/16"	1-1/4"	15/16"	5/16"	5/16"	30	[A]
S271-96	96 mm (3-3/4") CC	4-1/16"	5/16"	1-1/4"	15/16"	5/16"	5/16"	30	[A]
S271-4	4" CC	4-5/16"	5/16"	1-1/4"	15/16"	5/16"	5/16"	30	[A]
S271-128	128 mm (5-1/16") CC	5-5/16"	5/16"	1-1/4"	15/16"	5/16"	5/16"	20	[A]

Finishes





Knobs	Description	Overall Length	Width at Center	Projection	Hand Space	Foot Width	Foot Length	Inner Box	Price Code
413322*	T-knob	1-9/16"	1/2"	7/8"	7/16"	3/8"	3/4"	100	[A]
409222*	T-knob	1-9/16"	1/2"	7/8"	7/16"	3/8"	3/4"	100	[A]

Pulls	Center-to-Center	Overall Length	Width at Center	Projection	Hand Space	Foot Width	Foot Length	Inner Box	Price Code
Z105	3" CC	3-7/8"	1/2"	1-1/16"	3/4"	1/4"	1/4"	50	[B]
4655	128 mm (5-1/16") CC	6-1/4"	3/16"	1-1/4"	1-1/16"	7/16"	13/16"	25	[D]
346564	128 mm (5-1/16") CC	6"	3/8"	1-1/8"	3/4"	3/8"	5/8"	30	[D]
4307305	192 mm (7-9/16") CC	8-5/8"	3/8"	1-3/8"	15/16"	3/8"	3/4"	20	[E]
413321*	128 mm (5-1/16") CC	7-3/8"	9/16"	1-3/8"	7/8"	5/16"	5/16"	20	[E]
409223*	128 mm (5-1/16") CC	7-3/8"	9/16"	1-3/8"	7/8"	5/16"	5/16"	20	[E]
7210	3" CC cup pull	5-3/4"	3/4"	13/16"	5/8"	1"	5-3/4"	50	[C]
R1011†	3" CC pull & backplate	3-13/16"	2-1/16"	1/2"	1/16"	2-1/16"	3-13/16"	15	[E]
R1012‡	2-1/4" CC vertical pull & backplate	3-13/16"	1-1/2"	1/2"	1/16"	1"	3-13/16"	25	[D]

*M4 attachment screws included with this collection

† Attachment screws not included - use item number 32BREAK. This pull has posts that needs an easy extra step to achieve a flush mount. Once you have drilled your hole with a 3/16" bit, use a 1/4" bit to expand the hole on the face of the door/drawer front to seat the post of the pull.

AB	Brushed Antique Brass
BLK/MB	Matte Black
MS	Matte Silver
SN	Satin Nickel



Knobs	Description	Overall Length/ Diameter	Width at Center	Projection	Hand Space	Foot Width	Foot Length	Inner Box	Price Code
110	stacked knob	1-1/4"	1-1/4"	1-1/16"	3/4"	13/16"	13/16"	30	[B]
202	ringed knob	1-1/4"	1-1/4"	1"	5/8"	3/8"	3/8"	50	[A]

Pulls	Center-to-Center	Overall Length	Width at Center	Projection	Hand Space	Foot Width	Foot Length	Inner Box	Price Code
110-3	3" CC	5-1/2"	1/2"	1-3/16"	13/16"	3/4"	1-7/16"	25	[C]
P106	3" CC	5-1/16"	9/16"	15/16"	3/4"	9/16"	3/4"	50	[B]

Finishes



DBAC
Brushed Oil
Rubbed Bronze



SN
Satin Nickel







Shown in Brushed Oil Rubbed Bronze



Knobs	Description	Overall Length/ Diameter	Width at Center	Projection	Hand Space	Foot Width	Foot Length	Inner Box	Price Code
647	round knob	1-1/8"	1-1/8"	15/16"	11/16"	5/8"	5/8"	20	[A]

Pulls	Center-to-Center	Overall Length	Width at Center	Projection	Hand Space	Foot Width	Foot Length	Inner Box	Price Code
647-3	3" CC	4-5/8"	1/2"	1"	3/4"	7/8"	15/16"	15	[B]
647-96	96 mm (3-3/4") CC	5-3/8"	1/2"	1"	3/4"	7/8"	15/16"	20	[D]

Display	Description
DBE1031-GRY	Watervale hardware on Designer Grey display board, 16" W x 11" H

Finishes			
			
BNBDL Brushed Pewter	DBAC Brushed Oil Rubbed Bronze	PC Polished Chrome	SN Satin Nickel






Shown in Brushed Oil Rubbed Bronze




Knobs	Description	Overall Length/ Diameter	Width at Center	Projection	Hand Space	Foot Width	Foot Length	Inner Box	Price Code
3898	round knob	1-3/16"	1-3/16"	1-1/4"	3/4"	11/16"	11/16"	20	[C]

Pulls	Center-to-Center	Overall Length	Width at Center	Projection	Hand Space	Foot Width	Foot Length	Inner Box	Price Code
3899	3" CC	5-3/16"	5/16"	15/16"	3/4"	13/16"	1-5/16"	25	[B]

Display	Description
DBE1016-GRY	Westbury hardware on Designer Grey display board, 16" W x 11" H

Finishes			
			
BNBDL Brushed Pewter	DBAC Brushed Oil Rubbed Bronze	PC Polished Chrome	SN Satin Nickel



Shown in Satin Nickel



Knobs	Description	Overall Length/ Diameter	Width at Center	Projection	Hand Space	Foot Width	Foot Length	Inner Box	Price Code
988	round knob	1-1/16"	1-1/16"	1"	3/4"	7/16"	7/16"	25	[A]

Pulls	Center-to-Center	Overall Length	Width at Center	Projection	Hand Space	Foot Width	Foot Length	Inner Box	Price Code
988-3	3" CC	3-3/4"	3/8"	1-3/16"	3/4"	5/16"	9/16"	20	[B]
988-96	96 mm (3-3/4") CC	4-1/2"	3/8"	1-3/16"	3/4"	5/16"	9/16"	20	[D]
988-128	128 mm (5-1/16") CC	5-13/16"	1/2"	1-1/4"	3/4"	5/16"	9/16"	15	[D]
988-160	160 mm (6-5/16") CC	7-1/16"	1/2"	1-1/4"	3/4"	5/16"	9/16"	10	[E]

Display	Description
DBE1030-GRY	Zachary hardware on Designer Grey display board, 16"W x 11"H

Finishes



BNBDL Brushed Pewter **DBAC** Brushed Oil Rubbed Bronze **MB** Matte Black **PC** Polished Chrome **SN** Satin Nickel

Pull Escutcheons

Pull Escutcheons are a low profile transition from existing 3" CC holes to longer 96 mm CC, or 4-1/4" CC to 128 mm CC. Paired with our most popular cabinet pulls, they virtually disappear once installed. A second pair can be used on the inside of the cabinet door to cover the back of the original holes.



Original 3" CC pull

P106-PBM shown in use



Old holes are still visible with 96 mm CC pull

1092SN shown in use



Pull Escutcheons cover the holes

1092SN and PE03SN shown in use

Item	Finishes	Inner Box	Price Code	Coordinating Pulls
PE01	ABSB, BNBDL, DACM, DBAC, SN	50	[A]	Lille (415-96)
PE02	ABM-D, ABSB, BNBDL, DACM, DBAC, DMAC, SIM, SN	50	[A]	Bella (818-96), Bremen 2 (537), Brenton (239-96), Chesapeake (737-96), Durham (Z290-96), Key West (146, 152), Lafayette (317-96), Naples (156), Sedona (475), Prestige (918-96)
PE03	AB, ABSB, AEM, BNBDL, DACM, DBAC, PC, SBN†, SN	50	[A]	Katharine (188-96), Key Grande (596), Modena (910-96), Milan 1 (1092), Rhodes (Z261-96)
PE04	ABM-D, ABSB, DACM, DBAC, SIM	50	[A]	Bremen 1 (527), Tuscany (749-96B)
PE05†	ABSB, BNBDL, DBAC	50	[A]	Bienville (959-96)
PE06	ABSB, BNBDL, DBAC, NI, SN	50	[A]	Delgado (519-96), Hudson (650-96)
PE07	ABM-D, DACM, DMAC, SIM-D	50	[A]	Belcastel 1 (MO6373)
PE08	ABSB, BNBDL, DACM, DBAC, SN	50	[A]	Symphony (1977)



Item	Description
DG01	Drill guide centering 96 mm CC over 3" CC. Has holes at 96 mm CC and nibs that fit into 3" CC holes.



PE01
Antique Brushed Satin Brass (ABSB)

PE05+
Brushed Pewter (BNBDL)



PE02
Distressed Oil Rubbed Bronze (DMAC)

PE06
Satin Nickel (SN)



PE03
Polished Chrome (PC)

PE07
Distressed Antique Brass (ABM-D)



PE04
Brushed Oil Rubbed Bronze (DBAC)

PE08
Gun Metal (DACM)

These products are being retired. Check availability online or call for products marked with "+"



Shown with Gibson knob 105SN



Shown with Durham pull Z290-96-MB



Plain detail



Rope detail

Item	Description	Finishes	Overall Length	Width	Inner Box	Price Code
B812	plain knob backplate	AB, ABM-D, ABSB, AEM, ASM, BC, BLK, BNB, BNBDL, DACM, DBAC, ORB, PC, SB, SBN, SN	2-13/16"	1"	50	[C]
B812-96	plain 96 mm CC backplate	AB, ABM-D, ABSB, AEM, ASM, BC, BK, BNB, BNBDL, DACM, DBAC, ORB, PC, SB, SBN, SN	6-1/8"	1-1/4"	30	[E]
B812-96R	rope 96 mm CC backplate	ABSB, BNB, BNBDL, DACM, DBAC, ORB, SN	6-1/8"	1-1/4"	30	[E]

Finishes





CL101DBAC



CL101NI



CL101SN

Item	Description	Inner Box	Price Code
CL101	1-3/4" OL x 1-13/16" W Cabinet Latch (#5 x 5/8" wood screws included)	25	[G]

Finishes



DBAC
Brushed Oil
Rubbed Bronze

NI
Polished Nickel

SN
Satin Nickel



0128AB



0148MB
"A" style slim form minaret tips



0158NI
"B" style rounded minaret tips



0178SN[†]

Item	Description	Height	Inner Box	Master Carton	Finishes
0128	Full Wrap Around Hinge, 270° opening	2-3/4"	-	250	AB, DBAC, MB, SN
0148	Partial Wrap Around Hinge, 270° opening	2-3/4"	-	250	AB, DBAC, MB, SN
0158	Partial Wrap Around Hinge, 270° opening	2-3/4"	50	300	DBAC, NI, SN
0178 [†]	Partial Wrap Around Hinge, 270° opening	4"	50	200	SN

*Finial hinges are designed for 3/4" frame material and 3/4" thick door

Finishes



AB
Brushed Antique
Brass



DBAC
Brushed Oil
Rubbed Bronze



MB
Matte Black



NI
Polished Nickel



SN
Satin Nickel